

RINGCENTRAL VIDEO: SWITCHING VIDEO MEETINGS BETWEEN MOBILE AND DESKTOP

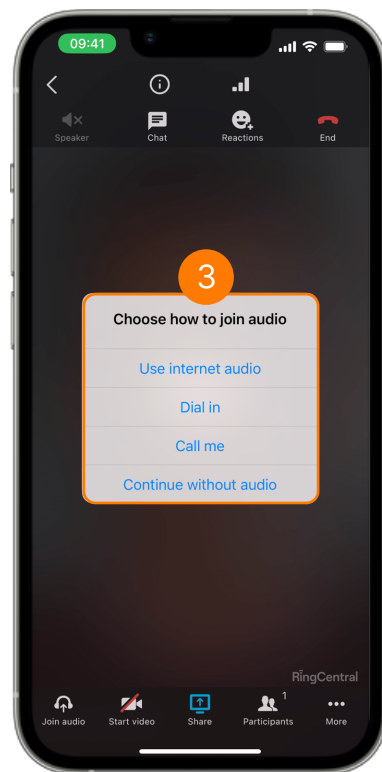
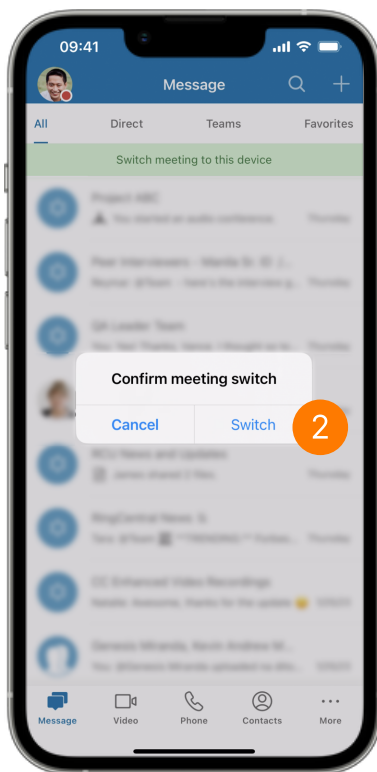
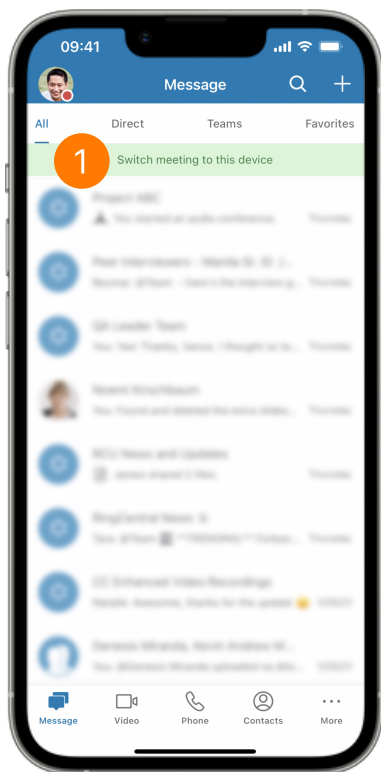
RingCentral Video lets you switch between your smartphone and computer or vice versa, without disconnecting from the video meeting, allowing you to multitask with ease.

Note: You need to be logged in to the RingCentral app on your computer and smartphone at the same time using the same profile to use this feature.

SWITCH VIDEO MEETINGS FROM YOUR COMPUTER TO SMARTPHONE

During an active video meeting on your computer, follow these steps to switch to your smartphone:

1. From your smartphone, tap **Switch meeting to this device**.
2. Tap **Switch**.
3. Choose how to join audio.



SWITCH VIDEO MEETINGS FROM YOUR SMARTPHONE TO COMPUTER

During an active video meeting on your smartphone, follow these steps to switch to your computer:

1. From your computer, click **Switch meeting to this device**.
2. Click **Switch**.
3. Choose how to join audio.

